

New Features:

Featuring and Scheduling Posts

What is a Featured Post?

ANNOUNCEMENTS

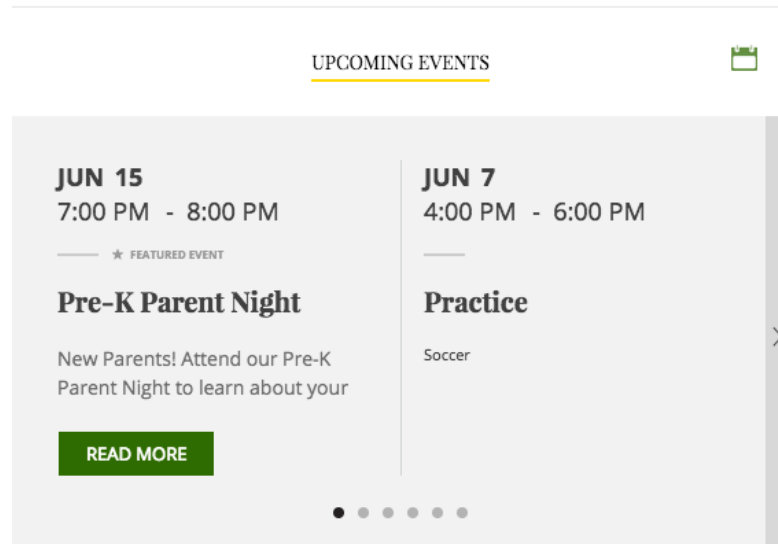
The screenshot displays a carousel of featured posts. The first post is titled "Kindergarten and New Student Registration" and includes a "READ MORE" button. The second post is titled "Don't Forget Your Pajamas!" and also includes a "READ MORE" button. Below the carousel, a detailed view of the "Kindergarten and New Student Registration" post is shown, featuring a profile picture of Candice Cross, her name, the time "4 days ago", the post title, and a snippet of the text: "Download your registration forms ahead of time and attend our Pre-K Parent Night on 6/15." A "FEATURED POST" star icon is visible in the top right corner of the post detail view.

- A Featured Post will display first in Feed Blocks and be “sticky” to the top of classes, groups, school and district news feeds internally.
- Featured Posts will display a Featured Post indicator in Feed Blocks and in Feeds inside the application
- Featured Posts can be featured forever (always staying at the top of a feed or always displaying in a feed block on a web page) or be scheduled to start and stop.
- If you schedule them, you can choose to hide them when they are not featured.
- If you don’t hide them, they’ll float down to their natural order with the rest of your feed posts.
- Feed blocks on web pages are set up to show the “Latest N Posts”, but Featured Posts won’t count against that limit. For example, if you normally show the latest 5 posts and have 2 Featured Posts in addition, there will actually be 7 posts in the block.

These are great for keeping an important news item always at the top of a feed block, or in your class. Scheduling them allows you to make sure that it is seen exactly when you want it to be, so you can target it for a school event, or just use it to make sure that the most important information is always seen.

Featuring and Scheduling Events

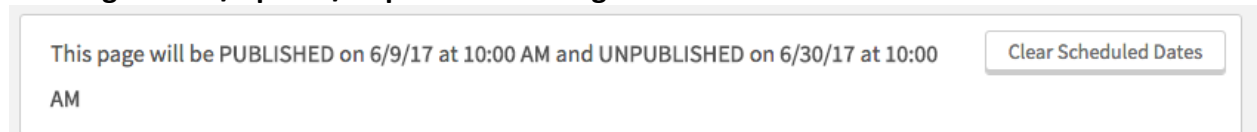
What is a Featured Event?



- Featured Events are always displayed first in Event Blocks, much like how Featured Posts will show first in Feed Blocks.
- These Events will display a Featured Event indicator in Event Blocks as well as on Calendars
- Featured Events always have a start and stop time for Featuring. They won't go on forever. But you can start featuring them well before an event and continue featuring it for some time afterwards if you choose.
- Recurring Events cannot be set as Featured Events. To do so, you must edit a single instance of a Recurring Event and feature it.
- Event Blocks on web pages are set to show the "Next N Events", but Featured Events won't count against that limit, just like Featured Posts

Featured Events are a great way to promote important events in your school or district and make sure that they are displayed prominently on your web pages. You might want to highlight tickets for the school play for a week before the event, simply feature it to be shown from a week before and your end users will see that event all week long.

Scheduling Publish/Update/Unpublish Web Pages



A major enhancement for our Content Management System gives you the ability to schedule when you want a web page to be published, updated or unpublished. This is similar to how we allow you to schedule when your site alerts should display. Now you can schedule a page to be published for exactly when you want it to be available, no more posting a page at 5 AM, just schedule it ahead of time. You can always change the schedule anytime you choose.

Prestige Theme




The Prestige theme conveys the school's identity through the use of bold color and big imagery. This theme's header gallery is not used as background imagery, but as a functional slideshow gallery complete with caption text. This means you can use links in the main slideshow and text for an important announcement. Event blocks (when used in combination with Tall Rows) are visualized as a timeline, instead of a series of tiles, giving the block an elegant feeling. The Navigation will float to the top of the screen and remain sticky, so it is always available regardless of how tall your page becomes. Header News Feeds are slimmed down showing the heading only to keep the site feeling clean and clutter free.

Major Enhancements

Web Page Publishing/Editing Information

We've enhanced the information that you see when editing a web page so you can tell who last edited the page and when as well as who last published it and when that happened. We also show the last published date of all web pages in your pages list, so you can easily find pages that haven't been updated in a while.

Sharing Resources to Sections



You can now share files and folders from the Resources area in “Manage Class” to any of your sections. You will have the same folder structure and so your students can see how it is logically organized as well. When you no longer want to show that file or folder to your students, you can simply hide it and it will no longer be available to them.

Sharing Resources to School, District and Group Members

You can also “Show” resources to your School, District and Group Members. Previously, these resources were only available to members who had the permission Content Contributor or higher, but now you can share these resources with all of your members.

Shareable Links in MyFiles Changes

Currently users can share documents via links from their MyFiles area. We have enhanced this so that if a user is disabled or deleted, these links are all invalidated as well. Previously, the links remained after the user was disabled or removed.

Bug Fixes

Calendar Events are duplicated in some instances	When adding a public calendar event to any calendar with the date of February 28 would result in the event being duplicated. This has been corrected and is no longer occurring.
---	--