

Enhancements

Web Pages

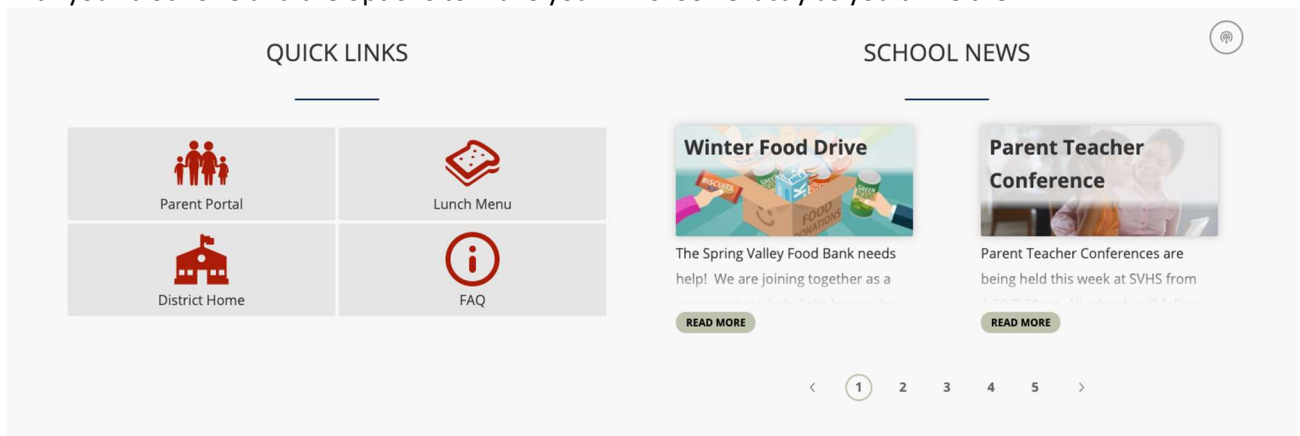
Links Lists now have many options for configuration so you can make them look how you desire. These options include:






- **Left/Center Alignment for the link image and text**
- **Small, Medium and Large Image Sizes for Link Icons**
- **Normal, Large and X-Large Text Sizes**
- **Wrap or Truncate Options for the link name**

With this change you can have a great deal of control over the way your links will render and creates many options for new design strategies for your page. Links will expand to fit the content, you can choose larger text, larger imagery or both. Left align or center align your links and choose if the link name itself should wrap or truncate to fit better.





Larger blocks tend to look better with larger image sizes and a bit larger text, but you can play around with your block size and the options to make your links look exactly as you'd like them.







PARENTS RESOURCES

| | |
|-----------------------------------------------------------------------------------|--------------------------------------------|
|  | School Bus Schedule |
|  | Lunchbox Ideas Fall 2020 |
|  | Operating schools during COVID-19 |











ABOUT US

| | | | |
|-----------------------------------------------------------------------------------|---------------------|-----------------------------------------------------------------------------------|-------------------|
|  | Gallery |  | Mission & History |
|  | Principal's Welcome |  | Our Vision |
| | DOE E-Mail Login | | Forms |
| | Discipline Code |  | Students Videos |

PERSONAL RESOURCES

| | |
|-------------------------------------------------------------------------------------|--------------------------------------------------|
|  | Distance Learning |
|  | Online Library |
|  | My Gradebook |
|  | Zoom School Portal (DOE credentials required) |

Create an entire page with resource links for your students that are easy to use.

| | | | |
|-------------------------------------------------------------------------------------|-------------------------------------------------------------------------------------|---------------------------------------------------------------------------------------|---------------------------------------------------------------------------------------|
|  |  |  |  |
| HISTORY | MATHEMATICS | PHYSICS | GEOMETRY |
|  |  |  |  |
| INFORMATICS | BIOLOGY | GEOGRAPHY | LITERATURE |
|  | |  | |
| CHEMISTRY | | PRE-SCHOOL | |

Alerts now have an option to use colors. You can use color to make them stand out more on your site or as another way to indicate the severity of the alert. **NOTE:** if you do use color for meaning, you **MUST** also state that in the text of the alert so that people who cannot see those colors will be able to understand the alert fully.

Edit Active Site Alert

TITLE
Reminder: All Schools are on Schedule B on Friday October 23rd! 63/140

ALERT BODY

B *I* U

Due to a change in schedule this week, Schedule B will be implemented on Friday, October 23rd. All other students will be full remote on that day.

Next week's schedule remains unchanged, Monday - A, Tuesday - B, Wednesday - A, Thursday - B, Friday - Remote.


Check your child's portal account to determine if they are on schedule A or B.

APPEARANCE
 Popup Style Alert
 Banner Style Alert

COLOR



Here you can see we chose a yellow color for this alert instead of the default red, which might not stand out against my own site colors. Using colors for these alerts can make them stand out more on your site and differentiate the alert from previous ones.



Reminder: All Schools are on Schedule B on Friday October 23rd!
Spring Valley School District - Updated 10/23/20 at 01:55 PM [Read More...](#)

School Closed Monday October 26th for Professional Development Day
Benjamin Franklin Elementary School - Published 10/23/20 at 01:51 PM [Read More...](#)

Different colors for different schools is also a good strategy to ensure that an alert is easy to understand.

Guide:

Underline Detection – Guide can now detect when you have underlined text on your page. eChalk already underlines all links and modifies the color so they have a high enough contrast with the surrounding text to distinguish them. Using underlines on other text should be avoided as they can sometimes be construed as links. This can be very frustrating for an end user. The best practice on the web is to underline all links and ONLY links. Guide can now find any text that has this underlining and we have a “Fix” button that will allow you to easily remove it. You can keep it if you feel that the underlined text clearly would not be interpreted as a link, but it is almost always better to use font size, bold or italics to draw attention to text rather than underlines.

Fixes

Google Custom Search

A recent change by Google creates a new format for their Custom Search Engine ID. We have updated our codebase to allow any previously created IDs as well as any created with the new format

Accessibility

Minor adjustments to color contrast tests and colors used on text that is not visible on the screen

In addition, various performance improvements and optimizations have also been released.